

# ChamferedSASH

Contemporary PVCu Casement Window

Chamfered**SASH**

**Standard**



**Chamfered  
Bead**

**Optional**



**Sculptured  
Bead**

**Optional**



**Triple Glazed  
Bead**

**Standard**



**Double Glazed**

**Optional**



**Triple Glazed**

**whiteline.co.uk**



WINDOW HARDWARE



Offset


Contemporary Tear Drop

Contemporary Monkey Tail


Traditional Tear Drop

Traditional Monkey Tail


Offset Window Handle



Contemporary Teardrop and Monkey Tail Handle



Traditional Teardrop and Monkey Tail Handle



FINISHES



Anteak

Golden Oak

Black

Cream

Irish Oak

Extended foil range

Agate Grey

Silver Grey

Basalt Grey

Chartwell Green

Blue 5011

RAL, BS or Farrow & Ball

A wide range of grained or smooth foils are available, either for the exterior of the window, the interior or both. In addition to this, we can offer a molecular-bonded spray finish using colours from BS, RAL or Farrow & Ball.

KEY FEATURES



A range of key-lockable handles in offset, monkey tail and teardrop designs.

Friction stays for smooth and reliable operation all year round.

Window keeps with dual slots enabling a lockable 'slightly-ajar' ventilation position.

Close-up of fusion-welded sash corner and mid-rail overlap.





Extending shootbolts form another part of the multi-point locking system.



Pull-in blocks ensure tight compression of the sash gaskets against the frame.



Expanding 'mushroom bolts' form another part of the multi-point locking system.




Hinge guards protect the hinged side of the opening sash for true multi-point locking



## KEY FEATURES Standard Specification

**The ChamferedSASH casement window offers a sleek, contemporary style suited to modern and traditional properties alike.**

The outer frame, sash and glazing beads are interchangeable to achieve an individual style.



### TRIPLE GLAZING

Also available with a triple-glazed sealed unit

### 100% LEAD FREE

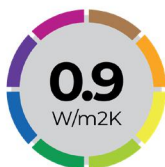
Our PVCu is completely free of poisonous lead stabilisers

### ENERGY EFFICIENCY\*

Whiteline ChamferedSASH is one of the best performing products on the market, taking full advantage of the increased thermal efficiency offered by its six chamber profile.



DOUBLE GLAZED  
U-VALUE\*



TRIPLE GLAZED  
U-VALUE\*



DOUBLE GLAZED  
WER\*

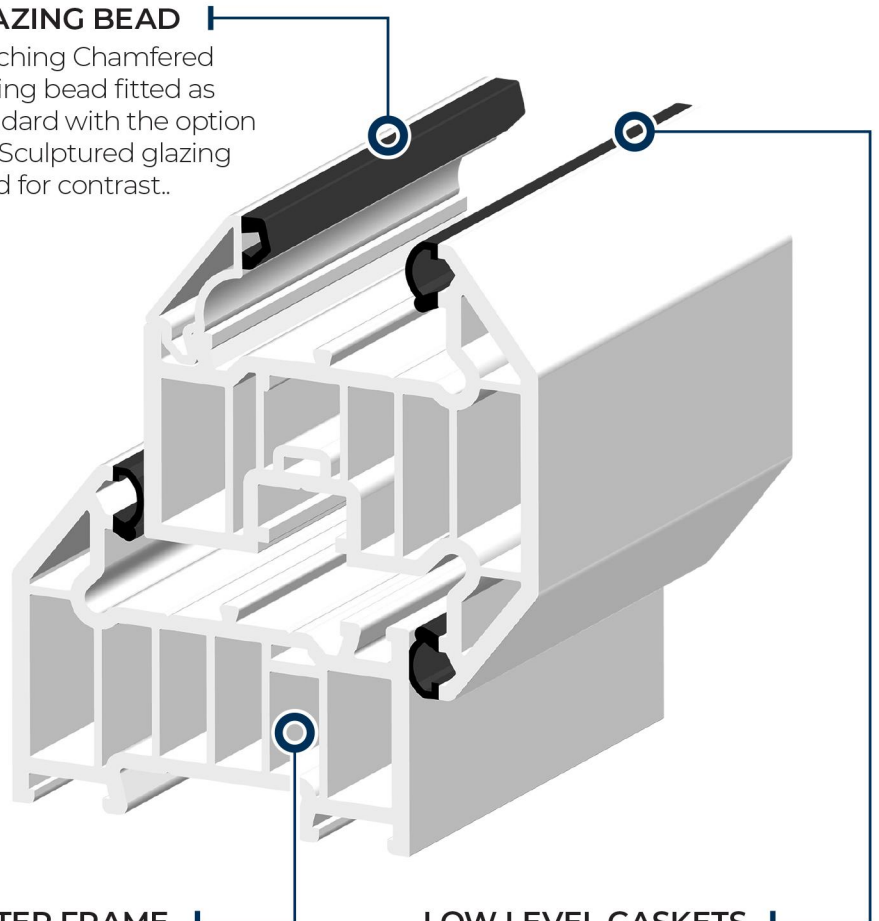


TRIPLE GLAZED  
WER\*

\*Subject to specification

### GLAZING BEAD

Matching Chamfered glazing bead fitted as standard with the option of a Sculptured glazing bead for contrast..



### OUTER FRAME

Six insulating chambers are created in the Sculptured and Chamfered outer frames. You can opt for a contrasting Sculptured outer frame with Chamfered Sashes for a truly bespoke product.

### LOW LEVEL GASKETS

The co-extruded gaskets are barely visible as they don't extend above the level of the sash. Being co-extruded means that they won't shrink either.

